TECHNICAL INFORMATION - DIMENSIONS
AVK GATE VALVES

FACE TO FACE DIMENSIONS AND HEIGHTS ABOVE CENTER LINE:

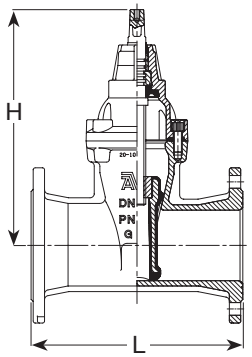

DN	Valves to EN 1074-1 & 2, type A (DIN 3352 part 4) Face to face dim. to EN 558-F14 (DIN 3202 part 1, F4) L mm	Face to face dim. to EN 558-F15 (DIN 3202 part 1, F5) L mm	Height above center line H mm	Valves to EN 1074-1 & 2, type B (BS 5163) Face to face dim. to EN 558-F3 (BS 5163) L mm	Height above center line H mm
25	-	120	180	-	-
32	-	140	190	-	-
40	140	240	241	-	-
50	150	250	241	178	279
65	170	270	271	190	279
80	180	280	297	203	294
100	190	300	334	229	324
125	200	325	376	254	324
150	210	350	448	267	429
200	230	400	562	292	531
250	250	450	664	330	614
300	270	500	740	356	690
350	290	550	940/930	381	867
400	310	600	940/960	406	867
450	330	650	951*/1170**/1130***	-	-
500	350	700	951*/1140**/1130***	-	-
600	390	800	- /1280**/1270***	-	-
700	430	-	1622		
800	470	1000	1672**/1591***		
900	510	-	2118		
1000	550	-	2067		

* Series 02 ** Series 06 *** Series 55

STEM DIMENSIONS AND HEIGHTS ABOVE CENTER LINE:

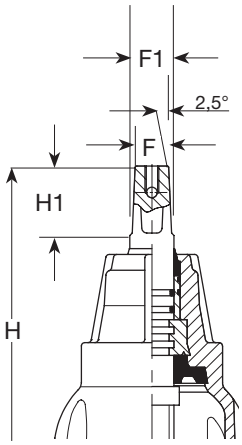

DN	Service connection valve H mm	H1 mm	F mm	F1 mm	Valves to EN 1074-1 & 2, type A (DIN 3352 part 4) H1 mm	F mm	F1 mm	Valves to EN 1074-1 & 2, type B (BS 5163) H1 mm	F mm	F1 mm
25	180	35	12,3	15,4	-	-	-	-	-	-
32	190	35	12,3	15,4	-	-	-	-	-	-
40	203	35	12,3	15,4	29	14	16,6	-	-	-
50	213	35	12,3	15,4	29	14	16,6	38	19	22,4
65	-	-	-	-	34	17	20,0	38	19	22,4
80	-	-	-	-	34	17	20,0	38	19	22,4
100	-	-	-	-	38	19	22,4	38	19	22,4
125	-	-	-	-	38	19	22,4	38	19	22,4
150	-	-	-	-	38	19	22,4	42	24	27,7
200	-	-	-	-	42	24	27,7	47	27	31,2
250	-	-	-	-	47	27	31,2	47	27	31,2
300	-	-	-	-	47	27	31,2	47	27	31,2
350	-	-	-	-	55	32	36,9	55	32	36,9
400	-	-	-	-	55	32	36,9	55	32	36,9
450*	-	-	-	-	55	32	36,9	-	-	-
500*	-	-	-	-	55	32	36,9	-	-	-
450**	-	-	-	-	84	Ø30/40	Ø30/40	-	-	-
500**	-	-	-	-	84	Ø30/40	Ø30/40	-	-	-
600**	-	-	-	-	83.5	Ø30/40	Ø30/40	-	-	-
700					83.5	Ø40	Ø40			
800					83.5	Ø40	Ø40			
900					83.5	Ø40	Ø40			
1000					83.5	Ø40	Ø40			

* series 02 and 20
** Ø30 for series 06 - Ø40 for series 55/30

Expect... AVK

COPYRIGHT©AVK GROUP A/S 2019 - AVK INTERNATIONAL A/S, Bizonvej 1, DK-8464 Galten - www.avkvalves.eu

Standard flange drillings

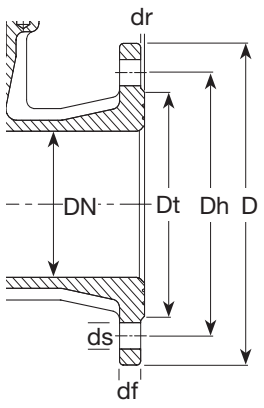

Drillings to ISO 7005 part 2 (EN 1092-2: 1997, DIN 2501):

DN	D mm		Dt mm	Dh mm		df mm		dr mm	ds mm		Number of Holes		Bolt size	
	PN10	PN16		PN10	PN16	PN10	PN16		PN10	PN16	PN10	PN16	PN10	PN16
40	150		83	110		16		3	19		4		M16	
50	165		102	125		16		3	19		4		M16	
65	185		122	145		16		3	19		4		M16	
80	200		138	160		16		3	19		8		M16	
100	220		158	180		16		3	19		8		M16	
125	250		188	210		16		3	19		8		M16	
150	285		212	240		16		3	23		8		M20	
200	340		268	295	295	17		3	23	23	8	12	M20	
250	400		320	350	355	19		3	23	28	12	12	M20	M24
300	455		370	400	410	21		4	23	28	12	12	M20	M24
350	520		430	460	470	23		4	23	28	16	16	M20	M24
400	580		482	515	525	28		4	28	31	16	16	M24	M27
450	640		535	565	585	28		4	28	31	20	20	M24	M27
500	715		590	620	650	28		4	28	34	20	20	M24	M30
600	840		685/725*	725	770	29		5	34	37	20	20	M27	M33
700	895	-	794	840	-	33	-	5	31	-	24	-	M27	-
800	1015	-	901	950	-	35		5	34	-	24	-	M30	-
900	1115	1125	1001	1050	1050	38	46	5	34	41	28	28	M30	M36
1000	1230	1255	1112	1160	1170	40	50	5	37	44	28	28	M33	M39

*Series 55/30 / series 06

Expect... AVK

COPYRIGHT©AVK GROUP A/S 2019 - AVK INTERNATIONAL A/S, Bizonvej 1, DK-8464 Galten - www.avkvalves.eu